




Growing Kingdom Hearts
INSPIRING CHILDREN TO FOLLOW JESUS

A HEART LIKE JESUS A TO Z

Children's Church Curriculum



A HEART LIKE JESUS A-Z

Children's Church Curriculum

Dear Teacher,

If you are reading this, you must have a heart to share the hope and love of Jesus to children in your church. What an AMAZING privilege to be the bearers of this good news to those who are so dear to God's heart—His precious children! I believe God smiles upon you for your desire to raise the next generation to follow Him. There are many cultural pulls today, and the enemy is using every way he can to draw our children away from the truth of Jesus. Now more than ever our children need to know the hope and love of Jesus and learn to stand firm for Him amidst the struggles and temptations of life.

My hope and prayer is that God will use this curriculum to call His children into a relationship with Him. And in turn, they will fall in love with His beautiful heart and be a bright and unshakable light to a confused and hurting world that desperately needs Jesus.

As you use this curriculum to reach the children at your church, I pray God will, in turn, connect your heart to His in a new and meaningful way.

With a Heart Like Jesus,

Taylor Johnson

Curriculum Developer

INTRODUCTION TO A HEART LIKE JESUS A-Z

Welcome to *A Heart Like Jesus A to Z*! This introduction is designed to give you more information about our curriculum and will help you become familiar with each component of a weekly lesson.

We have provided lots of different types of resources for you because we know that every environment and every church is unique. You know what will work best in your environment, and we encourage you to do what is best for your group of children.

Now let's get started!

CONTENTS *Click the section you wish to navigate to. Click a section header to return here.*

<i>Objective</i>	4
<i>Lesson Components</i>	5
<i>Table of Contents</i>	8



Why Are We Studying the Heart of Jesus?

1. **We want our children to fall in love with who Jesus is through stories about His beautiful heart.** We want them to be more excited about Jesus than any superhero, princess, or treasured possession. After all, “Love the Lord your God with all your heart and mind and soul” is the greatest commandment!

Matthew 22:36-37



“Teacher, which is the most important commandment in the law of Moses?” Jesus replied, “You must love the Lord your God with all your heart, all your soul, and all your mind.” (NLT)

2. **We want our children to desire to be like Jesus.** As followers of Jesus, the Bible instructs us to be “conformed to His image,” and why not start when our kids are young and eager to learn? If we can cultivate a DESIRE to be like Jesus, rather than focusing on “being good” out of obligation, we are more likely to raise true disciples who follow God out of a love-relationship and not out of obligation to follow a set of rules or try to earn their way to Him.

Romans 8:29



For those God foreknew He also predestined to be conformed to the image of His Son, that He might be the firstborn among many brothers and sisters. (NLT)



LESSON COMPONENTS



Every week you will see these familiar sections of the lesson, each laid out in an organized, user-friendly format. Of course, as always, feel free to modify these as they best fit your group of children.

Materials

In this section, we made a quick list for you to use to make getting ready for each week's lesson easier. It shows everything you need and everything that is provided for the lesson.

- Gather materials for large and small groups and have Internet links ready.
- Cut out character trait heart for each lesson and add sticky tack on back, place in feely bag (if you would like to reuse each year, consider laminating).
- Cut scenarios into strips and place in feely bags or read from the lesson.
- Practice puppet show with puppeteers.
- Be sure to save your materials for review weeks.

Special Adaptions

If your environment is not conducive to certain parts of the curriculum, feel free to leave them out or adapt. You may be church planting or using this curriculum for an outreach project as well, so here are a few ideas:

- Sing worship songs your kids know rather than playing YouTube videos.
- Draw a beautiful heart on large butcher paper, a whiteboard/chalkboard, or wall and draw character trait hearts in the beautiful heart for each lesson.
- Play puppet show audio file with no actual puppet show or act out with kids.
- Show visuals on phone if lacking a printer.
- Encourage students to draw the scene if lacking printer for coloring pages.
- Read scenarios rather than pulling them out of the bag to save time/printing.
- If you are translating into another language, the focus on the alphabet during large group time or the A-Z Character Trait Rhyme may not be conducive for you to use.

Prayer

Pray before each lesson. We can present God's truth, but only God can change hearts. Pray against spiritual warfare, pray for open hearts to receive Christ and His truth, and ask God for discernment of how He would have you present each lesson. God may give you creative ideas that will work perfectly for your specific kids and environment!

Worship

Worship is a great way to open the lesson and teach more about God's character traits through the lyrics. It is also a great way to get your children's energy out before starting the lesson! Some of the songs provided are geared more towards older kids and some for younger kids. These are just options. Feel free to choose songs that will work best for YOUR kids and the environment you are working in!

Large Group Time

GET EXCITED about Jesus' beautiful heart as you teach each lesson! The more you are excited, the more the children will get excited! Add your own God-given creativity and style to make this time fun and to fit you and your class!

Puppet Show or Play

With each week's lesson there is a script that you may use for a puppet show or as a live play. The script is geared for a younger audience, so you may find that older students might enjoy performing the puppet show or play rather than being in the audience.

Character Trait Rap

Each week children will learn part of a rhyme that incorporates the character trait they learned for that lesson. This rhyme is presented as a rap video for a fun, engaging way for students to participate. As an alternate option, leaders can use the script to recite the rhyme without the rap.

Small Group Time

Feel free to modify the age groups according to what works for your group. You may also do it all together if you don't have many children. The lessons are modified by age, so see which ones work best for each group that you have. Ideally small group leaders will be consistent each week with their group to really build a relationship with the kids.

Bible Memory

It is important that our next generation learns to hide God's word in their heart. Encourage scripture memorization through the fun games, prizes, or however you feel is best for your group. You can even play the Bible verse tunes while the children are doing quiet activities or jumping rope. The more these words of truth are implanted in our children's hearts, the more they will be able to stand firm and know how to live for Christ.

Bible Story Visuals

The colored visual for each lesson may be printed or shown on a digital screen. Visuals help younger children focus and better understand the story. You may also have the children color the picture as you tell the story if you are unable to print them in color or show them digitally.

Sharing the Gospel

Each lesson's character trait is tied into the gospel for each small group time. Please feel free to be Spirit-led if the Lord desires you to go more in depth into the gospel or answer children's questions about the gospel. For a more in-depth script to share the gospel, see Addendum A.

Games

See Addendum B for a variety of game ideas to practice the Bible verses or use your own game ideas. Children love games, so it is a great way to practice scripture memorization in a fun way!

Craft Ideas

Coloring sheets can be used as simple crafts, or if you want more options, here are a few ideas:

- Cut and staple coloring sheet visuals into a book. Children can retell the story at home to their parents. Add construction paper to the front and back with title if desired.
- Instead of printing colored cardstock character trait hearts for the children, print on white paper and allow children to color the heart each week. Older students may want to draw a small visual that helps them remember what the character trait means. (example an eye and ear for attentive)
- Make the coloring sheets extra fun by adding cotton balls for clouds, green crepe paper for trees and grass, Band-Aids when Jesus healed, or heart stickers to show God's love.
- Follow *A Heart Like Jesus A-Z* Craft Ideas on [Pinterest](#).

Review Lessons

If you would like to use this program for over 30 weeks, consider adding in review weeks. Because a new character trait and verse is learned every week, it would be advantageous to review these traits again, if time allows in your schedule. If you choose to review every five weeks, you will have a 36 week program, which fits with a typical school year. Another option is to do a review week and/or party week at the end of each semester giving you 32-34 weeks with extra weeks to do alternative lessons for the holidays if needed. Still another option is to review each lesson from A-Z, and you will end up with a full calendar year. At the end of this curriculum (after Lesson 30), we will include a template for you to use with your review weeks.

Preparing Review Materials

Save these materials from previous weeks if you plan to do review weeks:

- Worship songs
- Character Trait Rap (or printed rhyme version)
- Story illustrations (PreK-1st and 2nd-4th small groups)
- Scenarios cut out from the weeks you are reviewing (PreK-1st small group)
- Questions from previous week's Bible stories (5th-8th)
- Extra prizes for the review games are recommended for all small group times to make the games more exciting.



TABLE OF CONTENTS



Lesson 1

Introduce A Heart Like Jesus

God Looks at the Heart to Choose the Next King—1 Samuel 16:1-7

Lesson 2

Attentive Heart: Paying Attention to God and Others

Jesus is Attentive and Heals the Blind Man—Mark 10:46-52

Lesson 3

Brave Heart: Doing Whatever God Asks Without Fear

Jesus is Brave and Calms the Storm—Matthew 8:23-27

Lesson 4

Content Heart: Being Happy with What God Has Given You

Jesus is Content and Teaches About the Prodigal Son—Luke 15:11-32

Lesson 5

Discerning Heart: Choosing to Do the Right Thing

Jesus is Discerning When Tempted by Satan – Matthew 4:1-11

Lesson 6

Encouraging Heart: Helping Someone Feel Better or Have Courage

Jesus Encourages Zacchaeus—Luke 19:1-10

Lesson 7

Forgiving Heart: Letting Go of Anger When Someone Wrongs You

Jesus Forgives the Soldiers—Luke 23:26-34

Lesson 8

Generous Heart: Happily Sharing What You Have with Others

Jesus is Generous and Feeds the 5000—Matthew 14:13-20

Lesson 9

Helping Heart: Doing Things for Others

Jesus Helps Jairus' Daughter—Matthew 9:18-26

Lesson 10

Initiating Heart: Doing Good Without Being Told

Jesus Initiates a Conversation with the Samaritan Woman—John 4:4-26

Lesson 11

Just Heart: Treating Others Fairly

Jesus is Just and Teaches about the Good Samaritan—Luke 10:30-37

Lesson 12

Kind Heart: Being Nice to Others

Jesus is Kind to the Children—Mark 10:13-16

Lesson 13

Loving Heart: Showing You Care About Someone

Jesus Loves the World and Comes to Earth—Matthew 1, Luke 1 and 2

Lesson 14

Meek Heart: Putting Others Before Yourself

Jesus is Meek to the Woman Caught in Sin—John 8:1-11

Lesson 15

Neat Heart: Cleaning Up and Keeping Things in Order

Jesus Creates the World in a Neat and Orderly Way—Genesis 1:1-27

Lesson 16

Obedient Heart: Doing What You Are Told Quickly and Cheerfully

Jesus is Obedient to His Parents at the Temple—Luke 2:41-52

Lesson 17

Prayerful Heart: Talking to God

Jesus is Prayerful and Teaches Us to Pray—Matthew 6:9-15, Luke 11:1-4

Lesson 18

Quiet Heart: Being Still and Not Making Noise

Jesus is Quiet Before the Rulers—Matthew 27:11-31

Lesson 19

Responsible Heart: Taking Care of What God Has Given You

Jesus Shares Responsibility in the Great Commission—Matthew 28:19-20

Lesson 20

Secure Heart: Trusting That God Loves and Takes Care of You

Jesus is Secure in God's Love When Baptized—Matthew 3:13-17

Lesson 21

Truthful Heart: Speaking What Is True and Not Lying

Jesus Tells the Disciples He is the Truth—John 14:2-7

Lesson 22

Unwavering Heart: Saying No to Those Who Tempt You to Disobey

Jesus is Unwavering and Says No to Peter—Matthew 16:20-23

Lesson 23

Virtuous Heart: Doing What God's Word Says

Jesus is Virtuous and Washes the Disciples' Feet—John 13:1-17

Lesson 24

Wise Heart: Making Good Choices

Jesus is Wise and Answers the Pharisees' Questions—Matthew 12:9-14

Lesson 25

eXcellent Heart: Doing Your Very Best for God

Jesus is eXcellent and Heals the Ten Lepers—Luke 17:11-19

Lesson 26

Yearning Heart: Desiring to Know God and Be with Him

Jesus Yearns for Heaven and Tells His Disciples—Matthew 1:35 John 14:2-4

Lesson 27

Zealous Heart: Being Excited About God

Jesus is Zealous and Enters Jerusalem on a Donkey—Luke 2:41-51 and Matthew 21:7-9, 15-16

Lesson 28

Cheerful Heart: Being Joyful and Sharing That Joy with Others

Jesus Has a Cheerful Heart Toward the Lost Sheep—Luke 15:3-7

Lesson 29

Sharing Heart: Giving Part of What You Have or Taking Turns

Jesus Shares His Best with Wedding Guests—John 2:1-10

Lesson 30

Thankful Heart: Being Grateful for What You Have and the Help You are Given

Jesus is Thankful Lazarus is Raised from the Dead—John 11:1-44

Review Weeks

Lesson Template: *Use this template for any weeks you wish to use as review weeks.*

SAMPLE LESSON

A HEART LIKE JESUS A-Z

CONTENTS *Click the lesson you wish to navigate to. Click a lesson header to return here.*

Lesson 3 (Large Group)

Lesson 3 (Small Group: PreK-1st Grades)

Lesson 3 (Small Group: 2nd-4th Grades)

Lesson 3 (Small Group: 5th-8th Grades)

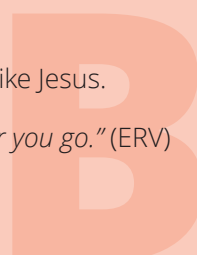


Brave Heart *Doing Whatever God Asks Without Fear*

Objective: Teach students that doing whatever God asks us to do without fear makes us more like Jesus.

Bible Verse: Joshua 1:9 *"Be strong and brave, don't be afraid, because God will be with you wherever you go."* (ERV)

Bible Story: Jesus is Brave and Calms the Storm (Matthew 8:23-27)



PREPARE


Master Checklist

- ☐ Large heart
- ☐ Brave heart
- ☐ Feely bag
- ☐ Bible verse files

Puppet Show Checklist

- ☐ Audio script cued
- ☐ Script for puppeteers
- ☐ Fake bug
- ☐ Paper taped to Kathie's hand
- ☐ Boy and girl puppet
- ☐ Stage/table

Scan or click QR code for quick access to media for this lesson!



[GrowingKingdomHearts.org/sample](https://growingkingdomhearts.org/sample)

WORSHIP *Optional Songs*



The Lord Looks at the Heart (Parkway Church)

Say: *This song reminds us that God doesn't care about our outward appearance, but He looks at our heart!*



My God is So Big (Leylavis Christian)

Say: *Our God is so big; we don't have to be afraid of anything because He will protect us.*



Watching Over You (Lifetree Kids)

Say: *This song reminds us that God is watching over us, so we don't have to fear anything.*

SCRIPT

INTRODUCTION

Show the big heart you will use each week.

Say: Do you remember whose heart this reminds us of? Jesus, that's right! His heart is the most beautiful heart of anyone in the whole world! And do we want to have hearts like His? Yes! And God wants us to have hearts like Jesus. He made us to have beautiful hearts like His!

REVIEW

Say: Do you remember what the first verse we learned says? Let's say it together. (Play Bible verse files if needed.)



"People look at the outward appearance, but the Lord looks at the heart." 1 Samuel 16:7

God cares more about our heart or the way we act than how we look on the outside, doesn't He?

We are learning about different parts of Jesus' heart so we can be like Him. These parts are called character traits. Can you say, "character traits?" That's right. The first one we learned was A for Attentive. Do you remember what that means? What should our eyes be doing? (looking at the person speaking) What should our ears be doing? (listening to the speaker) and what should our hands be doing? (they should be still)

Very good. Now let's practice our Bible verse we learned.



"Listen to your father's advice. Don't turn away from your mother's teachings." Proverbs 1:8

INTRODUCE NEW CHARACTER TRAIT

Say: Now what's the next letter of the alphabet? B, that's right! What sound does B make? Good! Now what words start with B? Could it be a B-B-Book heart? No, that's silly. How about a B-B-Baseball heart? Let's pull the heart out of the bag and see what it says.

Pull the Brave heart out of the feely bag or ask for a volunteer to pull the heart out of the bag and place with sticky tack or tape on the large heart.

B-B-Brave heart! Jesus has a brave heart and wants us to have a brave heart too! What do you think brave means? It means to be ready to do whatever God asks you to do. Because you know He is with you, you don't have to be afraid!

CHARACTER TRAIT RAP



Say: We are starting to learn a rap to help us remember each character trait. Let's practice attentive and add brave! (practice a few times)



Continued on next page

SCRIPT (continued)

SKIT/PUPPET SHOW

Introduce Skit/Puppet Show:

Say: Now we are going to watch a puppet show about a girl named Kathie who is afraid and does not have a brave heart. That means she is scared about something. Her friend, Isaac, is going to tell her to be brave because God is with her, so she doesn't have to be afraid.



Watch Skit/Puppet Show *See Attached Script*



Review Puppet Show:

Say: Did you like that story? Did the girl have a brave heart at first? No. What was she scared of? You are right; she was scared of talking to the new girl at school and of that bug. But what did she learn from the boy? She learned that God is with her, so she doesn't have to be afraid, that's right! The Bible verse he taught her is, **"Be strong and brave, don't be afraid, because God will be with you wherever you go."** Joshua 1:9 That means we don't have to be scared but can do anything with God because He is with us!

BIBLE VERSE



"Be strong and brave, don't be afraid, because God will be with you wherever you go." Joshua 1:9

Say: Let's listen to our verse. It is to the tune of "Row Row Row Your Boat."

What are some things you might be scared of? (Allow students to answer.) Going to a new school? Getting a shot? Big scary bugs? What if I told you that a big strong superhero would be with you when you saw a bug? Would it make you feel braver? That's like God!! He is bigger and stronger than any superhero. So if we remember that He is with us even though we can't see Him, it will help us to be brave!

Now do you think that Jesus had a brave heart when He was here on earth? Yes! We are going to learn a Bible story in small group time about Jesus and how He was not afraid of a big storm. Let's head on over to our small groups!

Brave Heart SKIT OR PUPPET SHOW

Materials: audio script cued, script for puppeteers, fake bug, paper taped to Kathie's hand, boy and girl puppet, and stage/table

KATHIE: *Did you see the new girl at school today? She didn't talk to anyone.*

ISAAC: *She must be feeling lonely. You should talk to her!*

KATHIE: *I'm scared to go up to her because I don't know her. What if she's mean?*

ISAAC: *I doubt she's mean. You shouldn't be scared. You know the Bible says we should not be scared.*

KATHIE: *(screeching) Oh! Look at the bug! I'm scared of bugs!! Kill it, Isaac! Kill it!*

ISAAC: *Oh, that is big! But God is bigger, and He says not to be scared of anything. I'm going to be brave and take care of this bug. God, help me take care of this bug. (About to catch the bug and move it out of the way.) Wait a minute. YOU need to learn not to be scared. Just say this verse, "Be strong and brave; don't be afraid, because God will be with you wherever you go. Joshua 1:9" Now, toss the bug in the grass with that paper.*

KATHIE: *Oh, man, really? Okay, I can do it! "Be strong and brave; don't be afraid, because God will be with you wherever you go." Joshua 1:9 (She tosses it in the grass, then shrieks.) I did it! I did it!*

ISAAC: *Yep, you did it alright. And hey, if you can face down a killer bug, you can talk to the new girl at school.*

KATHIE: *You are right! I am going to be brave. Anyway, maybe she's feeling scared too, and if I'm brave, it will help her be brave too!*

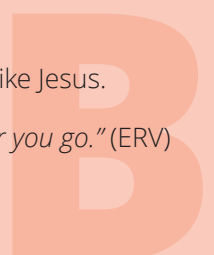


Brave Heart *Doing Whatever God Asks Without Fear*

Objective: Teach students that doing whatever God asks us to do without fear makes us more like Jesus.

Bible Verse: Joshua 1:9 *"Be strong and brave, don't be afraid, because God will be with you wherever you go."* (ERV)

Bible Story: Jesus is Brave and Calms the Storm (Matthew 8:23-27)



PREPARE

- | | |
|---|---|
| <input type="checkbox"/> Bible story visuals | <input type="checkbox"/> Game manipulatives if needed (Addendum B) |
| <input type="checkbox"/> Color sheets | <input type="checkbox"/> Prizes for reciting last week's memory verse |
| <input type="checkbox"/> Crayons or markers | <input type="checkbox"/> Snack—optional |
| <input type="checkbox"/> Scenarios cut in bag | |



Scan or click QR code for quick access to media for this lesson!

GrowingKingdomHearts.org/Sample

SCRIPT

REVIEW Consider giving a treat to those who can recite the verse from memory



"Listen to your father's advice. Don't turn away from your mother's teachings." Proverbs 1:8

BIBLE STORY Jesus is Brave and Calms the Storm (Matthew 8:23-27)

(Visual 1) Say: *This is a true story that happened one day when Jesus was in a boat with some friends. They were going to the other side of the lake, and Jesus went to sleep at the bottom of the boat.*

(Visual 2) *Suddenly, a great storm came up, and the waves were crashing into the boat. The boat began to fill with water.*

(Visual 3) *The disciples were afraid and went to wake Jesus up. They said, "Teacher, don't you care that we're going to drown?"*

Continued on next page

SCRIPT (continued)

(Visual 4) Then Jesus woke up and spoke to the wind and the waves telling them to be still. Suddenly the wind and the waves stopped, and everything was calm again. Then Jesus asked the disciples why they were afraid and did not trust that He would protect them. Jesus had a brave heart and was able to calm the sea because He can do anything with God's help.

If Jesus can calm a storm, will He be able to help us go through anything that may seem scary to us? Yes, He will! We can be brave too, but we can't be brave on our own. Let's pray to Him and ask Him to help us be brave!

PRAYER

Say: *Dear Jesus, thank you that you love us and are always with us. Thank you that you are bigger and stronger than anything and you will keep us safe. Help us to trust you and be brave to do whatever you want us to do. We love you Lord, Amen.*

QUESTIONS FROM STORY Children may use color sheets to draw or color during questions

- *What happened when Jesus and the disciples were in the boat? (the boat was filling with water and swaying back and forth in the storm.)*
- *What was Jesus doing in the boat? (sleeping)*
- *What did Jesus do when they woke Him up? (quieted the waves)*
- *What did Jesus ask the disciples after He calmed the storm? ("Why are you so afraid?")*
- *We are all afraid of something. What are you afraid of?*
- *Who will be with you through every scary thing?*

SCENARIO QUESTIONS

If you prepped scenario questions by cutting them out and putting them in a feely bag, choose a student to pull one out at a time and read it. If you did not pre-cut them, read them from the page. Have the student give a thumbs up if it shows being brave and a thumbs down if it does not show being brave.

You are at home, and there is a bug on the floor. Your little sister is about to eat it. You run and get the fly swatter and smack it, so your little sister won't put it in her mouth.

You are at home and there is a bug on the floor. Your little sister is about to eat it. You run away screaming because you are scared.

Continued on next page

SCRIPT (continued)

You are at the doctor, and it's time to get a shot. You scream and whine to your mom, "I don't want to get a shot!"

You are at the doctor, and it's time to get a shot. You pray and ask God to be with you, then you hold your bear real tight while the nurse gives you the shot.

You are at your house, and it starts to storm outside. You run under your bed and start to cry.

You are at your house, and it starts to storm outside. You sing your brave verse and think of how Jesus wasn't scared of the storm and promises to be with you.

You get to church and realize that you have a new classroom. You don't know the new teacher and are feeling nervous. You hide between your mom's legs and scream when she tries to get you to go into the class.

You get to church and realize that you have a new classroom. You don't know the new teacher and are feeling nervous. You sing your brave verse and remember that God will go with you into the class. You walk inside and have a seat with your new teacher.



GOSPEL INTEGRATION See Addendum A for more detailed gospel script

Say: *Jesus did the bravest thing for us! He died on a cross to save us from our sins! He could have stopped the men from hurting Him, but He chose to be brave and die because He loves us so much and wants us to be with Him forever!*

If you would like to know more about following Jesus, ask me later (after class or at some other time that works in your setting). I would LOVE to talk with you about it!



BIBLE VERSE GAME Choose from Bible Review Games (Addendum B) or practice with motions






"Be strong and brave; don't be afraid, because God will be with you wherever you go." Joshua 1:9

SNACK/OPTIONAL DISCUSSION

Talk about ways you can practice having a brave heart this week.



Lesson 3: Jesus is Brave and Calms the Storm (Matthew 8:23-27)



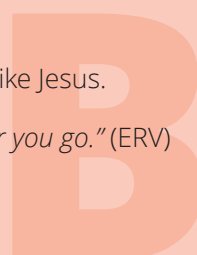


Brave Heart *Doing Whatever God Asks Without Fear*

Objective: Teach students that doing whatever God asks us to do without fear makes us more like Jesus.

Bible Verse: Joshua 1:9 *“Be strong and brave, don’t be afraid, because God will be with you wherever you go.”* (ERV)


Bible Story: Jesus is Brave and Calms the Storm (Matthew 8:23-27)



PREPARE

- | | |
|--|---|
| <input type="checkbox"/> Bible story visuals | <input type="checkbox"/> Prizes for reciting last week’s memory verse |
| <input type="checkbox"/> Color sheets | <input type="checkbox"/> Prayer journal and pen |
| <input type="checkbox"/> Crayons or markers | <input type="checkbox"/> Notecards |
| <input type="checkbox"/> Scenarios cut in bag | <input type="checkbox"/> Snack—optional |
| <input type="checkbox"/> Game manipulatives if needed (Addendum B) | |

Scan or click QR code for quick access to media for this lesson!



GrowingKingdomHearts.org/Sample

SCRIPT

REVIEW Consider giving a treat to those who can recite the verse from memory



“Listen to your father’s advice. Don’t turn away from your mother’s teachings.” Proverbs 1:8

ICEBREAKER QUESTION

Say: *What’s the scariest thing you have ever done?*

BIBLE STORY Jesus is Brave and Calms the Storm (Matthew 8:23-27)

(Visual 1) Say: *This is a true story that happened one day when Jesus and the disciples were crossing the Sea of Galilee in a boat. They’d had a busy day with very large crowds and Jesus knew they all needed a break. He must have been very tired and took a nap at the bottom of the boat.*

(Visual 2) *Suddenly, a great storm came upon the waters. The wind was so strong, and the waves were crash-*

Continued on next page

SCRIPT (continued)

ing into the boat. The boat began to fill with water.

(Visual 3) The disciples were afraid and went to wake up Jesus to help them. They said, "Teacher, don't you care that we're going to drown?"

(Visual 4) Then Jesus woke up and spoke to the wind and the waves commanding them to be still. Suddenly the wind and the waves stopped, and everything was perfectly calm again. Then Jesus asked the disciples why they were afraid and did not trust that He would protect them. Jesus had a brave heart and was able to calm the sea because He can do anything with God's help.

If Jesus can calm a storm, will He be able to help us go through anything that may seem scary to us? Yes, He will! We cannot be brave on our own, but with God's help we can! Let's pray to Him and ask Him to help us be brave!"

PRAYER

Say: Dear Jesus, thank you that you love us and are always with us. Thank you that you are bigger and stronger than anything, and you will keep us safe. Help us to trust you and be brave to do whatever you want us to do. We love you Lord, Amen.

QUESTIONS FROM STORY Children may use color sheets to draw or color during questions

- What was happening when the disciples were on the boat and how did the disciples feel? (the boat was filling with water and swaying back and forth in the storm, the disciples were afraid)
- How would you have felt if you were on the boat?
- What did Jesus do to protect the disciples from the storm? (quieted the waves)
- What are some scary things you are going through right now?
- What are you most afraid of?
- How can you trust God with those things? (know that He is with you and will take care of you)

SCENARIO QUESTIONS

If you prepped scenario questions by cutting them out and putting them in a feely bag, choose a student to pull one out at a time and read it. If you did not pre-cut and put scenarios in bag, read them off the page. Have them say how they can be brave in each situation.

You are at home, and there is a big, scary cockroach on the floor. Your little sister is about to eat it, and your mom is in the shower. What do you do?

Continued on next page

SCRIPT (continued)

You are at the dentist, and you have to get a cavity filled. You are scared and don't want to open your mouth. What should you do?

You are at a new school this year, and you don't know anyone. You are nervous to talk to the new kids, because you don't know if they are nice. It's time to go on the playground. What should you do?

You have a presentation at school where you have to talk about a country with a poster board you made. You are scared to get up and talk in front of the class. What should you do?

Your family is going through some difficulties which you cannot fix (parents fight, financial, etc.) and you are very worried. What should you do?



GOSPEL INTEGRATION See Addendum A for more detailed gospel script

Say: *Jesus did the bravest thing for us! He died on a cross to save us from our sins! He could have stopped the men from hurting Him, but He chose to be brave and die because He loves us so much and wants us to be with Him forever!*

If you would like to know more about following Jesus, ask me later (after class or at some other time that works in your setting). I would LOVE to talk with you about it!

PRAYER

Ask each child to give a prayer request. Have one of their prayers be how they will practice being brave this week and have them write it on a notecard to take home.



BIBLE VERSE GAME Choose from Bible Review Games (Addendum B) or practice with motions






"Be strong and brave; don't be afraid, because God will be with you wherever you go." Joshua 1:9

SNACK TIME AND SOCIALIZE



Lesson 3: Jesus is Brave and Calms the Storm (Matthew 8:23-27)



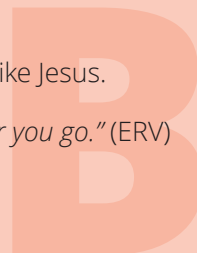


BRAVE HEART *Doing Whatever God Asks Without Fear*

Objective: Teach students that doing whatever God asks us to do without fear makes us more like Jesus.

Bible Verse: Joshua 1:9 *"Be strong and brave, don't be afraid, because God will be with you wherever you go."* (ERV)

Bible Story: Jesus is Brave and Calms the Storm (Matthew 8:23-27)



PREPARE

- | | |
|---|---|
| <input type="checkbox"/> Bibles for each student | <input type="checkbox"/> Prayer journal and pen |
| <input type="checkbox"/> Scenarios cut in bag | <input type="checkbox"/> Notecards |
| <input type="checkbox"/> Game manipulatives if needed (Addendum B) | <input type="checkbox"/> Snack—optional |
| <input type="checkbox"/> Prizes for reciting last week's memory verse | |

SCRIPT

REVIEW Consider giving a treat to those who can recite the verse from memory

"Listen to your father's advice. Don't turn away from your mother's teachings." Proverbs 1:8

ICEBREAKER QUESTION

Say: *What's the scariest thing you have ever done?*

BIBLE STORY

Read Matthew 8:23-27 (Jesus is Brave and Calms the Storm)

Have a student read the passage a second time, preferably from a different Bible version if you have it. Ask the following questions.

Continued on next page

SCRIPT (continued)

QUESTIONS FROM STORY

- What stood out to you in this story?
- What did you learn about Jesus from this story? (Jesus trusts God to help Him and wants people to trust Him too)
- What was the difference between what Jesus was doing and what the disciples were doing during the storm? (Jesus was resting and disciples were afraid)
- How did the disciples react when the boat started to fill with water? (they woke Jesus up in a panic)
- Why do you think Jesus said they had little faith? (they did not trust that God would help them)
- What kinds of storms are you facing in your life right now?

SCENARIO QUESTIONS

If you prepped scenario questions by cutting them out and putting them in a feely bag, choose a student to pull one out at a time and read it. If you did not pre-cut and put scenarios in bag, read them off the page. Have them say how they can be brave in each situation.

You would like to try out for a certain activity at school, but you are afraid you won't make the team. What could you do?

There is a big youth event at church, and you don't know many people, so you are thinking you won't go. The last thing you want is to feel like an outsider and not have anyone to talk to. What could you do?

There is a new kid at school, and he is sitting all by himself at lunch. You feel like God wants you to go talk to him, but some of your friends have been making fun of him. You don't want them to make fun of you for going to talk to him. What could you do?

Some friends at school have been pressuring you to try drugs. They keep calling you a sissy and a church boy. What could you do?

There was just a shooting in your school, and several people were badly injured. Now you and a lot of students are afraid to go to school. What could you do?

Continued on next page

SCRIPT (continued)



GOSPEL INTEGRATION See Addendum A for more detailed gospel script

Say: *Jesus did the bravest thing for us! He died on a cross to save us from our sins! He could have stopped the men from hurting Him, but He chose to be brave and die to take the punishment for our sins. He died for us because He loves us so much and wants us to be with Him forever!*

If you would like to know more about following Jesus, ask me later (after class or at some other time that works in your setting). I would LOVE to talk with you about it!

PRAYER

Say: *We are going to spend a minute praying quietly and ask God to show us one way we can be brave this week. Write down what comes to mind on your notecard, and you can take it home to remember your "I will" statement for this week. An example could be "The next time I feel scared about taking a math test, I will trust in you, God, and try my best."*

Ask each student to give a prayer request and write them down in your prayer journal to look back on the next week. Have one of their prayers be for God's help to do their "I will" statement.



BIBLE VERSE GAME Choose from Bible Review Games (Addendum B)

"Be strong and brave; don't be afraid, because God will be with you wherever you go." Joshua 1:9

SNACK TIME AND SOCIALIZE



LESSON

3

FAMILY DISCIPLESHIP TIME

B is for Brave: Doing Whatever God Asks Without Fear

Objective: Students learned that doing whatever God asks us to do without fear makes us more like Jesus.

Bible Verse: Joshua 1:9 *"Be strong and brave, don't be afraid, because God will be with you wherever you go."* (ERV)

Bible Story: Jesus is Brave and Calms the Storm (Matthew 8:23-27)

Action Steps:

1. Bible Time: As a family, read *Jesus is Brave and Calms the Storm*, and talk about how Jesus showed a brave heart.

2. Scripture Memory: Practice singing or reciting the memory verse each day as a family. Your children can sing/recite it next week in class! Scan or click the QR code to access the song and hand motions that accompany the memory verse.



3. Practice: Talk about times when your child might be scared, for example talking to someone new, going to the doctor/dentist, or seeing a bug. If something comes up this week that your child is a little nervous about, sing the Bible verse with them and encourage them to be brave and conquer their fear, because God is with them and will help them! **Place stickers or checkmarks next to BRAVE on your Character Trait Sticker Chart every time you catch your children displaying a brave heart.**

4. Model: Be open with your kids about times you are scared and how you pray and ask God to help you through those times. Children will pick up character traits more easily when they see a good model from parents! 😊

We Did It! *Our family participated in family discipleship this week, and our children memorized their verse and practiced having brave hearts.*

Parent Signature

Date