



*Growing Kingdom Hearts*  
INSPIRING CHILDREN TO FOLLOW JESUS

# A HEART LIKE JESUS A TO Z

*Family Discipleship Curriculum*



SAMPLE LESSON

# A HEART LIKE JESUS A-Z

*Family Discipleship Curriculum (PreK-3<sup>rd</sup> Grade)*

**CONTENTS** *Click the section you wish to navigate to. Click a section header to return here.*

*Objective*

*Lesson Components*

*Table of Contents*

*Lesson 3*



## Why are we studying the heart of Jesus?

1. **We want our children to fall in love with who Jesus is through stories about His beautiful heart.** We want them to be more excited about Jesus than any superhero, princess, or treasured possession. After all, “Love the Lord your God with all your heart and mind and soul” is the greatest commandment!

### Matthew 22:36-37



*“Teacher, which is the most important commandment in the law of Moses?” Jesus replied, “You must love the Lord your God with all your heart, all your soul, and all your mind.” (NLT)*

2. **We want our children to desire to be like Jesus.** As followers of Jesus, the Bible instructs us to be “conformed to His image,” and why not start when our kids are young and eager to learn? If we can cultivate a DESIRE to be like Jesus, rather than focusing on “being good” out of obligation, we are more likely to raise true disciples who follow God out of a love-relationship and not out of obligation to follow a set of rules or try to earn their way to Him.

### Romans 8:29



*For those God foreknew He also predestined to be conformed to the image of His Son, that He might be the firstborn among many brothers and sisters. (NLT)*

## Why are we taking a family approach to this curriculum?

1. **Children learn by observing our actions more than our words, so if we want our children to be more like Jesus, then we ourselves need to model it first.** If we are characterized by negative character, such as complaining about our day, being inattentive to our kids, or frequently yelling at our kids or spouse, how, then, will they ever learn good character from us?

- 2. We also know from God's Word, that we need to get our hearts right before we try to fix other people's hearts.** We see this when Jesus talks about taking the log out of our own eye before seeing well enough to take the speck out of our neighbor's eye. The more we visibly humble ourselves and ask God to change our own hearts, the more our kids will see that humility, and want to be like Jesus too.

**So be encouraged to see this as a family curriculum.** Don't just sit on the side of the pool and watch them splash around in it. Jump in with them and get wet! Do the lessons *with* them, practice character *with* them, and learn the verses *with* them too! By participating with them, you will see the greatest impact in their heart, and your whole family can work together towards demonstrating a heart like Jesus.

### How can you take character training deeper?

This curriculum is meant to give you and your children a broad introduction to character trait training. After completing this curriculum, you and your children will be very familiar with a variety of character traits and how to work on training their hearts to be like Jesus. Because character trait training is a life-long process, it is recommended that you continue to work on character by commenting on the positive character traits you see in them and go deeper with virtues your children need to work on.

### More great resources to help train your children's hearts:

- [growingkidsforthe kingdom.com](http://growingkidsforthe kingdom.com) blog, devotionals, resource reviews
- [growingfamilies.life](http://growingfamilies.life) blog, parenting resources
- [parentingmadepractical.com](http://parentingmadepractical.com) blog, parenting resources
- ***Parenting with Scripture* by Kara Durban** character resource book

My hope and prayer is that God will use *A Heart Like Jesus A-Z* to challenge you, your family, and your precious little ones to fall more in love with Jesus, to be conformed more to His image, making you a beautiful example of the heart of Jesus to a broken world in need of a Savior.

With a Heart Like Jesus,

*Taylor Johnson*

Curriculum Developer



Every week you will see these familiar sections of the lesson, each laid out in an organized, user-friendly format. Of course, as always, feel free to modify these as they best fit your children.

### Materials

In this section, we made a quick list for you to use to make getting ready for each week's lesson easier. It shows everything you need and everything that is provided for the lesson.

- Gather materials for each day and have Internet links ready.
- Cut out character trait heart for each lesson and add sticky tack on back, place in feely bag (if you would like to reuse, consider laminating).
- Cut scenarios into strips and place in feely bags or read from the lesson.

### ***Special Adaptions***

If your environment is not conducive to certain parts of the curriculum, or you just want to simplify things, feel free to leave them out or adapt. Here are a few ideas:

- Sing worship songs your kids know rather than playing YouTube videos.
- Draw a beautiful heart on large butcher paper, a whiteboard/chalkboard, or wall and draw character trait hearts in the beautiful heart for each lesson.
- Play puppet show audio file with no actual puppet show or act out with kids.
- Show visuals on phone if lacking a printer .
- Encourage students to draw the scene if lacking printer for coloring pages.
- Read scenarios rather than pulling them out of the bag to save time/printer.

### Prayer

Pray before each lesson. We can present God's truth, but only God can actually change hearts. Pray against spiritual warfare, pray for your children's hearts to receive Christ and His truth, and ask God for discernment of how He would have you present each lesson. God may give you creative ideas that will work perfectly for your specific kids!

### Worship

Worship is a great way to open the lesson and teach more about God's character traits through the lyrics. It's also a great way to get your children's energy out before starting the lesson! Some of the songs provided are geared more towards older kids and some for younger kids. These are just options. Feel free to choose songs that will work best for YOUR kids!

## Lesson Introduction

GET EXCITED about Jesus' beautiful heart as you teach each lesson! The more you are excited, the more your children will get excited! Add your own God-given creativity and style to make this time fun and to fit you and your family discipleship time!

## Puppet Show or Play

With each week's lesson there is a script that you may use for a puppet show or as a live play. The script is geared for a younger audience, so you may find that older siblings might enjoy performing the puppet show or play rather than being in the audience.

## Character Trait Rap

Each week your children will learn part of a rhyme that incorporates the character trait they learned for that lesson. This rhyme is presented as a rap video for a fun, engaging way for children to participate. As an alternate option, you can use the script to recite the rhyme without the rap.

## Bible Memory

It is important that our next generation learns to hide God's word in their heart. Encourage scripture memorization through the fun games, prizes, or however you feel is best for your children. You can even play the Bible verse tunes while they are doing quiet activities or falling asleep at night. The more these words of truth are implanted in our children's hearts, the more they will be able to stand firm and know how to live for Christ.

## Bible Story Visuals

The colored visual for each lesson may be printed or shown on a digital screen. Visuals help younger children focus and better understand the story. You may also have the children color the picture as you tell the story if you are unable to print them in color or show them digitally.

## Sharing the Gospel

Each lesson's character trait is tied into the gospel for each Day 2 lesson. Please feel free to be Spirit-led if the Lord desires you to go more in depth into the gospel or answer your children's questions about the gospel. For a more in-depth script to share the gospel, see Addendum A.

## Games

See Addendum B for a variety of game ideas to practice the Bible verses or use your own game ideas. Children love games, so it is a great way to practice scripture memorization in a fun way!

## Extension Activities for Older Kids

Journal Prompts and a Synonym/Antonym Activity Chart are available for children ages 7 and older to help them go deeper with the curriculum and grow in their language and vocabulary skills as well.

## Craft Ideas

Coloring sheets can be used as simple crafts, or if you want more options, here are a few ideas:

- Cut and staple coloring sheet visuals into a book. Your children can retell the story later. Add construction paper to the front and back with title if desired.
- Instead of printing colored card-stock character trait hearts for your children, print on white paper and allow your children to color the heart each week. Older children may want to draw a small visual that helps them remember what the character trait means. (example an eye and ear for attentive)
- Make the coloring sheets extra fun by adding cotton balls for clouds, green crepe paper for trees and grass, Band-Aids when Jesus healed, or heart stickers to show God's love.
- Follow *A Heart Like Jesus A-Z* Craft Ideas on [Pinterest](#).



## Lesson 1

### **Introduce A Heart Like Jesus**

*God Looks at the Heart to Choose the Next King—1 Samuel 16:1-7*

## Lesson 2

### **Attentive Heart: Paying Attention to God and Others**

*Jesus is Attentive and Heals the Blind Man—Mark 10:46-52*

## Lesson 3

### **Brave Heart: Doing Whatever God Asks Without Fear**

*Jesus is Brave and Calms the Storm—Matthew 8:23-27*

## Lesson 4

### **Content Heart: Being Happy with What God Has Given You**

*Jesus is Content and Teaches About the Prodigal Son—Luke 15:11-32*

## Lesson 5

### **Discerning Heart: Choosing to Do the Right Thing**

*Jesus is Discerning When Tempted by Satan – Matthew 4:1-11*

## Lesson 6

### **Encouraging Heart: Helping Someone Feel Better or Have Courage**

*Jesus Encourages Zacchaeus—Luke 19:1-10*

## Lesson 7

### **Forgiving Heart: Letting Go of Anger When Someone Wrongs You**

*Jesus Forgives the Soldiers—Luke 23:26-34*

## Lesson 8

### **Generous Heart: Happily Sharing What You Have with Others**

*Jesus is Generous and Feeds the 5000—Matthew 14:13-20*

## Lesson 9

### **Helping Heart: Doing Things for Others**

*Jesus Helps Jairus' Daughter—Matthew 9:18-26*

## Lesson 10

### **Initiating Heart: Doing Good Without Being Told**

*Jesus Initiates a Conversation with the Samaritan Woman—John 4:4-26*



## Lesson 11

### **Just Heart: Treating Others Fairly**

*Jesus is Just and Teaches about the Good Samaritan—Luke 10:30-37*

## Lesson 12

### **Kind Heart: Being Nice to Others**

*Jesus is Kind to the Children—Mark 10:13-16*

## Lesson 13

### **Loving Heart: Showing You Care About Someone**

*Jesus Loves the World and Comes to Earth—Matthew 1, Luke 1 and 2*

## Lesson 14

### **Meek Heart: Putting Others Before Yourself**

*Jesus is Meek to the Woman Caught in Sin—John 8:1-11*

## Lesson 15

### **Neat Heart: Cleaning Up and Keeping Things in Order**

*Jesus Creates the World in a Neat and Orderly Way—Genesis 1:1-27*

## Lesson 16

### **Obedient Heart: Doing What You Are Told Quickly and Cheerfully**

*Jesus is Obedient to His Parents at the Temple—Luke 2:41-52*

## Lesson 17

### **Prayerful Heart: Talking to God**

*Jesus is Prayerful and Teaches Us to Pray—Matthew 6:9-15, Luke 11:1-4*

## Lesson 18

### **Quiet Heart: Being Still and Not Making Noise**

*Jesus is Quiet Before the Rulers—Matthew 27:11-31*

## Lesson 19

### **Responsible Heart: Taking Care of What God Has Given You**

*Jesus Shares Responsibility in the Great Commission—Matthew 28:19-20*

## Lesson 20

### **Secure Heart: Trusting That God Loves and Takes Care of You**

*Jesus is Secure in God's Love When Baptized—Matthew 3:13-17*

## Lesson 21

### **Truthful Heart: Speaking What Is True and Not Lying**

*Jesus Tells the Disciples He is the Truth—John 14:2-7*

## Lesson 22

### **Unwavering Heart: Saying No to Those Who Tempt You to Disobey**

*Jesus is Unwavering and Says No to Peter—Matthew 16:20-23*

## Lesson 23

### **Virtuous Heart: Doing What God's Word Says**

*Jesus is Virtuous and Washes the Disciples' Feet—John 13:1-17*

## Lesson 24

### **Wise Heart: Making Good Choices**

*Jesus is Wise and Answers the Pharisees' Questions—Matthew 12:9-14*

## Lesson 25

### **eXcellent Heart: Doing Your Very Best for God**

*Jesus is eXcellent and Heals the Ten Lepers—Luke 17:11-19*

## Lesson 26

### **Yearning Heart: Desiring to Know God and Be with Him**

*Jesus Yearns for Heaven and Tells His Disciples—Matthew 1:35 John 14:2-4*

## Lesson 27

### **Zealous Heart: Being Excited About God**

*Jesus is Zealous and Enters Jerusalem on a Donkey—Luke 2:41-51 and Matthew 21:7-9, 15-16*

## Lesson 28

### **Cheerful Heart: Being Joyful and Sharing That Joy with Others**

*Jesus Has a Cheerful Heart Toward the Lost Sheep—Luke 15:3-7*

## Lesson 29

### **Sharing Heart: Giving Part of What You Have or Taking Turns**

*Jesus Shares His Best with Wedding Guests—John 2:1-10*

## Lesson 30

### **Thankful Heart: Being Grateful for What You Have and the Help You are Given**

*Jesus is Thankful Lazarus is Raised from the Dead—John 11:1-44*

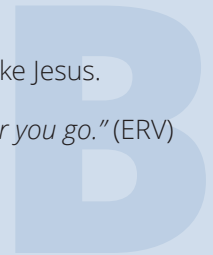


# BRAVE HEART *Doing Whatever God Asks Without Fear*

**Objective:** Teach children that doing whatever God asks us to do without fear makes us more like Jesus.

**Bible Verse:** Joshua 1:9 *“Be strong and brave, don’t be afraid, because God will be with you wherever you go.”* (ERV)

**Bible Story:** Jesus is Brave and Calms the Storm (Matthew 8:23-27)



## PREPARE

### Master Checklist

- Large heart
- Brave heart
- Feely bag
- Bible verse files

### Puppet Show Checklist

- Audio script cued
- Script for puppeteers
- Fake bug
- Paper taped to Kathie’s hand
- Boy and girl puppet
- Stage/table

Scan or click QR code for quick access to media for this lesson!



[GrowingKingdomHearts.org/Sample](https://growingkingdomhearts.org/sample)

## WORSHIP *Optional Songs*



### The Lord Looks at the Heart (Parkway Church)

**Say:** *This song reminds us that God doesn’t care about our outward appearance, but He looks at our heart!*



### My God is So Big (Leylavis Christian)

**Say:** *Our God is so big; we don’t have to be afraid of anything because He will protect us.*



### Watching Over You (Lifetree Kids)

**Say:** *This song reminds us that God is watching over us, so we don’t have to fear anything.*

## SCRIPT

### INTRODUCTION

---

Show the big heart you will use each week.

**Say:** Do you remember whose heart this reminds us of? Jesus, that's right! His heart is the most beautiful heart of anyone in the whole world! And do we want to have hearts like His? Yes! And God wants us to have hearts like Jesus. He made us to have beautiful hearts like His!

### REVIEW

---

**Say:** Do you remember what the first verse we learned says? Let's say it together. (Play Bible verse files if needed.)



**"People look at the outward appearance, but the Lord looks at the heart." 1 Samuel 16:7**

God cares more about our heart or the way we act than how we look on the outside, doesn't He?

We are learning about different parts of Jesus' heart so we can be like Him. These parts are called character traits. Can you say, "character traits?" That's right. The first one we learned was A for Attentive. Do you remember what that means? What should our eyes be doing? (looking at the person speaking) What should our ears be doing? (listening to the speaker) and what should our hands be doing? (they should be still)

Very good. Now let's practice our Bible verse we learned.



**"Listen to your father's advice. Don't turn away from your mother's teachings." Proverbs 1:8**

### INTRODUCE NEW CHARACTER TRAIT

---

**Say:** Now what's the next letter of the alphabet? B, that's right! What sound does B make? Good! Now what words start with B? Could it be a B-B-Book heart? No, that's silly. How about a B-B-Baseball heart? Let's pull the heart out of the bag and see what it says.

Pull the Brave heart out of the feely bag or ask for a volunteer to pull the heart out of the bag and place with sticky tack or tape on the large heart.

B-B-Brave heart! Jesus has a brave heart and wants us to have a brave heart too! What do you think brave means? It means to be ready to do whatever God asks you to do. Because you know He is with you, you don't have to be afraid!

### CHARACTER TRAIT RAP

---



**Say:** We are starting to learn a rap to help us remember each character trait. Let's practice attentive and add brave! (practice a few times)



Continued on next page

## SCRIPT (continued)

### SKIT/PUPPET SHOW

---

#### Introduce Skit/Puppet Show:

**Say:** Now we are going to watch a puppet show about a girl named Kathie who is afraid and does not have a brave heart. That means she is scared about something. Her friend, Isaac, is going to tell her to be brave because God is with her, so she doesn't have to be afraid.



#### Watch Skit/Puppet Show \*See Attached Script\*



#### Review Puppet Show:

**Say:** Did you like that story? Did the girl have a brave heart at first? No. What was she scared of? You are right; she was scared of talking to the new girl at school and of that bug. But what did she learn from the boy? She learned that God is with her, so she doesn't have to be afraid, that's right! The Bible verse he taught her is, **"Be strong and brave, don't be afraid, because God will be with you wherever you go."** **Joshua 1:9** That means we don't have to be scared but can do anything with God because He is with us!

### BIBLE VERSE

---



#### **"Be strong and brave, don't be afraid, because God will be with you wherever you go." Joshua 1:9**

**Say:** Let's listen to our verse. It is to the tune of "Row Row Row Your Boat."

What are some things you might be scared of? (Allow children to answer.) Going to a new school? Getting a shot? Big scary bugs? What if I told you that a big strong superhero would be with you when you saw a bug? Would it make you feel braver? That's like God!! He is bigger and stronger than any superhero. So if we remember that He is with us even though we can't see Him, it will help us to be brave!

Now do you think that Jesus had a brave heart when He was here on earth? Yes! Tomorrow, we are going to learn a Bible story about Jesus and how He was not afraid of a big storm.

## BRAVE HEART SKIT OR PUPPET SHOW

**Materials:** audio script cued, script for puppeteers, fake bug, paper taped to Kathie's hand, boy and girl puppet, and stage/table

**KATHIE:** *Did you see the new girl at school today? She didn't talk to anyone.*

**ISAAC:** *She must be feeling lonely. You should talk to her!*

**KATHIE:** *I'm scared to go up to her because I don't know her. What if she's mean?*

**ISAAC:** *I doubt she's mean. You shouldn't be scared. You know the Bible says we should not be scared.*

**KATHIE:** *(screeching) Oh! Look at the bug! I'm scared of bugs!! Kill it, Isaac! Kill it!*

**ISAAC:** *Oh, that is big! But God is bigger, and He says not to be scared of anything. I'm going to be brave and take care of this bug. God, help me take care of this bug. (About to catch the bug and move it out of the way.) Wait a minute. YOU need to learn not to be scared. Just say this verse, "Be strong and brave; don't be afraid, because God will be with you wherever you go. Joshua 1:9" Now, toss the bug in the grass with that paper.*

**KATHIE:** *Oh, man, really? Okay, I can do it! "Be strong and brave; don't be afraid, because God will be with you wherever you go." Joshua 1:9 (She tosses it in the grass, then shrieks.) I did it! I did it!*

**ISAAC:** *Yep, you did it alright. And hey, if you can face down a killer bug, you can talk to the new girl at school.*

**KATHIE:** *You are right! I am going to be brave. Anyway, maybe she's feeling scared too, and if I'm brave, it will help her be brave too!*

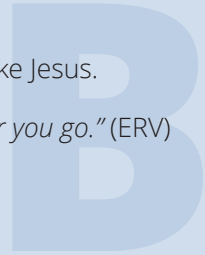


# BRAVE HEART *Doing Whatever God Asks Without Fear*

**Objective:** Teach children that doing whatever God asks us to do without fear makes us more like Jesus.

**Bible Verse:** Joshua 1:9 *“Be strong and brave, don’t be afraid, because God will be with you wherever you go.”* (ERV)

**Bible Story:** Jesus is Brave and Calms the Storm (Matthew 8:23-27)



## PREPARE

- Bible story visuals
- Color sheets
- Crayons or markers
- Scenarios cut in bag
- Game manipulatives if needed (Addendum B)
- Prizes for reciting last week’s memory verse
- Snack—optional



Scan or click QR code for quick access to media for this lesson!

[GrowingKingdomHearts.org/Sample](http://GrowingKingdomHearts.org/Sample)

## SCRIPT

**REVIEW** Consider giving a treat to those who can recite the verse from memory



**“Listen to your father’s advice. Don’t turn away from your mother’s teachings.” Proverbs 1:8**

**BIBLE STORY** Jesus is Brave and Calms the Storm (Matthew 8:23-27)

**(Visual 1) Say:** *This is a true story that happened one day when Jesus was in a boat with some friends. They were going to the other side of the lake, and Jesus went to sleep at the bottom of the boat.*

**(Visual 2)** *Suddenly, a great storm came up, and the waves were crashing into the boat. The boat began to fill with water.*

**(Visual 3)** *The disciples were afraid and went to wake Jesus up. They said, “Teacher, don’t you care that we’re going to drown?”*

Continued on next page

## SCRIPT (continued)

*(Visual 4) Then Jesus woke up and spoke to the wind and the waves telling them to be still. Suddenly the wind and the waves stopped, and everything was calm again. Then Jesus asked the disciples why they were afraid and did not trust that He would protect them. Jesus had a brave heart and was able to calm the sea because He can do anything with God's help.*

*If Jesus can calm a storm, will He be able to help us go through anything that may seem scary to us? Yes, He will! We can be brave too, but we can't be brave on our own. Let's pray to Him and ask Him to help us be brave!*

### PRAYER

**Say:** *Dear Jesus, thank you that you love us and are always with us. Thank you that you are bigger and stronger than anything and you will keep us safe. Help us to trust you and be brave to do whatever you want us to do. We love you Lord, Amen.*

### QUESTIONS FROM STORY Children may use color sheets to draw or color during questions

- *What happened when Jesus and the disciples were in the boat? (the boat was filling with water and swaying back and forth in the storm.)*
- *What was Jesus doing in the boat? (sleeping)*
- *What did Jesus do when they woke Him up? (quieted the waves)*
- *What did Jesus ask the disciples after He calmed the storm? ("Why are you so afraid?")*
- *We are all afraid of something. What are you afraid of?*
- *Who will be with you through every scary thing?*

### SCENARIO QUESTIONS

If you prepped scenario questions by cutting them out and putting them in a feely bag, choose a child to pull one out at a time and read it. If you did not pre-cut them, read them from the page. Have the child give a thumbs up if it shows being brave and a thumbs down if it does not show being brave. For older kids, with scenarios that have a thumbs down answer, ask them, "What should you do?"

*You are at home, and there is a bug on the floor. Your little sister is about to eat it. You run and get the fly swatter and smack it, so your little sister won't put it in her mouth.*

*You are at home and there is a bug on the floor. Your little sister is about to eat it. You run away screaming because you are scared.*

Continued on next page



## SCRIPT (continued)

*You are at the doctor, and it's time to get a shot. You scream and whine to your mom, "I don't want to get a shot!"*

*You are at the doctor, and it's time to get a shot. You pray and ask God to be with you, then you hold your bear real tight while the nurse gives you the shot.*

*You are at your house, and it starts to storm outside. You run under your bed and start to cry.*

*You are at your house, and it starts to storm outside. You sing your brave verse and think of how Jesus wasn't scared of the storm and promises to be with you.*

*You get to church and realize that you have a new classroom. You don't know the new teacher and are feeling nervous. You hide between your mom's legs and scream when she tries to get you to go into the class.*

*You get to church and realize that you have a new classroom. You don't know the new teacher and are feeling nervous. You sing your brave verse and remember that God will go with you into the class. You walk inside and have a seat with your new teacher.*



**GOSPEL INTEGRATION** See Addendum A for more detailed gospel script

**Say:** *Jesus did the bravest thing for us! He died on a cross to save us from our sins! He could have stopped the men from hurting Him, but He chose to be brave and die because He loves us so much and wants us to be with Him forever!*

*If you'd like to know more about following Jesus, feel free to ask me, and we can talk more about it!*



**BIBLE VERSE GAME** Choose from Bible Review Games (Addendum B) or practice with motions






**"Be strong and brave; don't be afraid, because God will be with you wherever you go." Joshua 1:9**

### SNACK/OPTIONAL DISCUSSION

Talk about ways you can practice having a brave heart this week.



Lesson 3: Jesus is Brave and Calms the Storm (Matthew 8:23-27)



Lesson 3: Jesus is Brave and Calms the Storm (Matthew 8:23-27)

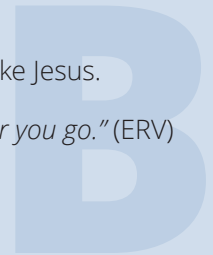


# BRAVE HEART *Doing Whatever God Asks Without Fear*

**Objective:** Teach children that doing whatever God asks us to do without fear makes us more like Jesus.

**Bible Verse:** Joshua 1:9 *“Be strong and brave, don’t be afraid, because God will be with you wherever you go.”* (ERV)

**Bible Story:** Jesus is Brave and Calms the Storm (Matthew 8:23-27)



## PREPARE

- Bible verse files
- Character Trait Sticker Chart
- Stickers

### For Older Kids

- Pen/journal
- Synonym/Antonym Chart



Scan or click QR code for quick access to media for this lesson!

[GrowingKingdomHearts.org/Sample](https://growingkingdomhearts.org/sample)

## LESSON

### ACTION STEPS

**1. Scripture Memory:** Practice singing or reciting the memory verse each day as a family. Consider giving a treat once your children memorize the verse.

**2. Practice:** Talk about times when your child might be scared, for example talking to someone new, going to the doctor/dentist, or seeing a bug. If something comes up this week that your child is a little nervous about, sing the Bible verse with them and encourage them to be brave and conquer their fear, because God is with them and will help them! **Place stickers or checkmarks next to BRAVE on your Character Trait Sticker Chart every time you catch your children displaying a brave heart.**

**3. Model:** Be open with your kids about times you are scared and how you pray and ask God to help you through those times. Children will pick up character traits more easily when they see a good model from parents! 😊

### EXTENSION ACTIVITIES

**1. Suggested Journal Prompts:** What does it look like to have a brave heart like Jesus? Write about times this week you had a brave heart.

**2. Vocabulary Activities:** Use the Synonym/Antonym Chart provided to think of synonyms and antonyms for a brave heart like Jesus.